



BURY
INTEGRATED CARE
PARTNERSHIP

2025 – 26 UEC Update for the Bury IDC

Part of Greater Manchester
Integrated Care Partnership



March 2026

Content

- 1) FGH Improvement Plan 2025 -26 and 2026 - 27
- 2) Overall Performance at FGH 2025-26
 - 4 hour performance
 - 12 Hour waits
 - Ambulance turnaround
 - Corridor Care
 - DKAFH
- 3) NMGH Event
- 4) Pre-ED Streaming
- 5) IMC CQC Inspection

1 FGH Improvement Plan 2025-26 and 2026-27

UEC Excellence programme collaborative focus on 4 Pillars,

1. Stroke LOS,
2. 7 day working,
3. Prehospital admission avoidance,
4. Understanding Length of Stay on our Wards

UEC Priorities and workstreams included:

- Ambulance conveyance
- Discharge Frontrunner (DKAFH and Dementia)
- My Next Patient
- Virtual Ward
- Front door Streaming & T3 flow
- SDEC Improvements
- DKAFH improvement

Plans for 2026-27 and currently under discussion as part of the NCA re-organisation

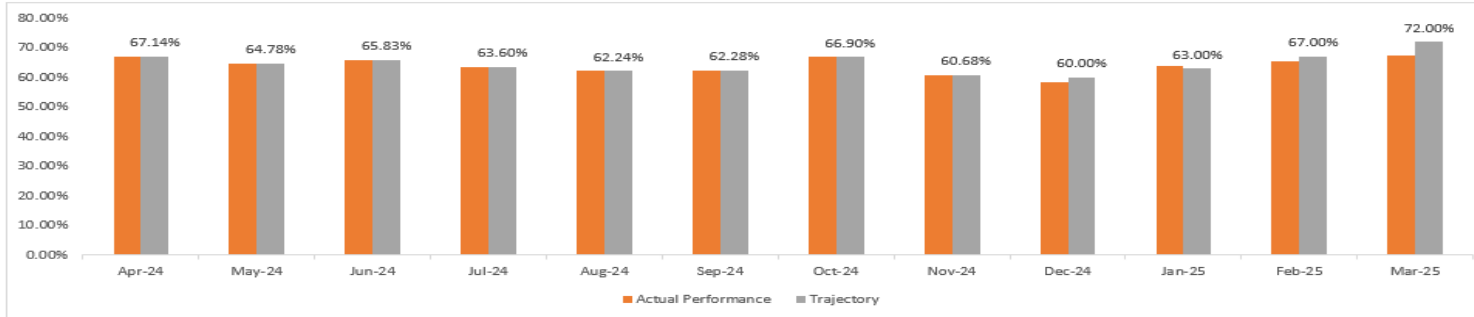
2025 – 26 UEC Update



2 Overall Performance at FGH – 4 Hours

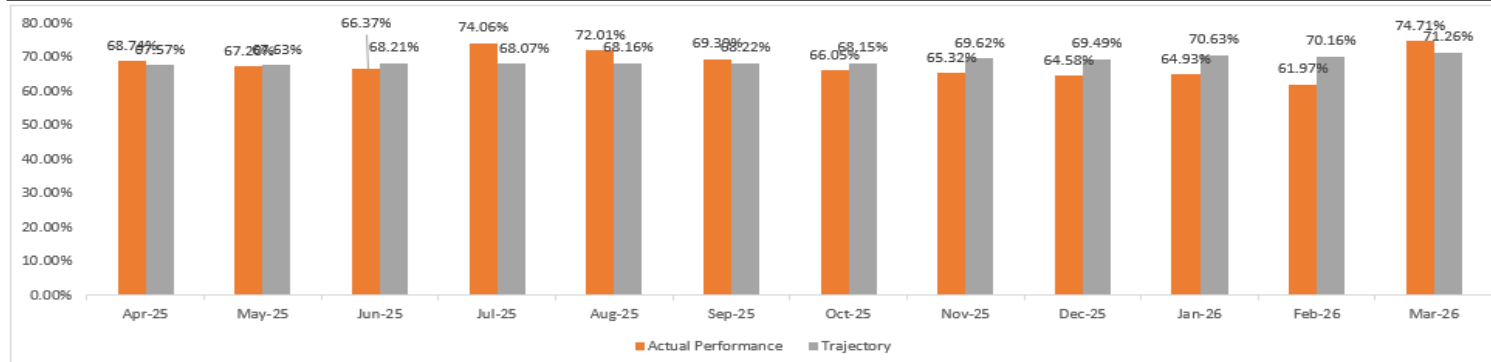
4 Hour Performance 2024/25

NCA - Fairfield General Hospital	Apr-24	May-24	Jun-24	Jul-24	Aug-24	Sep-24	Oct-24	Nov-24	Dec-24	Jan-25	Feb-25	Mar-25	YTD
Breaches Over 4 Hours	2222	2571	2372	2537	2452	2542	2382	2748	2972	2578	2208	2333	64.02%
Total Attendance	6978	7468	7275	7359	6870	6952	7381	7287	7318	7145	6348	7179	
Actual Performance	67.14%	64.78%	65.83%	63.60%	62.24%	62.28%	66.90%	60.68%	58.16%	63.92%	65.23%	67.50%	
Trajectory	67.14%	64.78%	65.83%	63.60%	62.24%	62.28%	66.90%	60.68%	60.00%	63.00%	67.00%	72.00%	



4 Hour Performance 2025/26

NCA - 4 Hour Fairfield General Hospital	Apr-25	May-25	Jun-25	Jul-25	Aug-25	Sep-25	Oct-25	Nov-25	Dec-25	Jan-26	Feb-26	Mar-26	YTD
Breaches Over 4 Hours	2183	2416	2399	1917	1981	2226	2553	2495	2611	2578	2446	1922	68.01%
Total Attendance	6983	7365	7134	7391	7077	7271	7519	7194	7372	7351	6432	7601	
Actual Performance	68.74%	67.20%	66.37%	74.06%	72.01%	69.39%	66.05%	65.32%	64.58%	64.93%	61.97%	74.71%	
Trajectory	67.57%	67.63%	68.21%	68.07%	68.16%	68.22%	68.15%	69.62%	69.49%	70.63%	70.16%	71.26%	



4 Hour Performance

Performance

- 2.90% improvement for Feb 2025
- 2.27% improvement for March 2025
- 1.24% improvement for April 2025
- May 2025 slight down by 0.43% due to staffing gaps last 3 days of May took us below 60%
- June 2025 0.60% below May 2025 nighttime workforce staffing gaps (6 days of June below 60% mainly weekends)
- July 74.06% - Improved performance in month of 8%
- August 72.01% above trajectory
- Sept 69.39% above trajectory
- Oct 66.05% below trajectory 1.16%
- Nov 65.32% (4.64% better than Dec 24)
- Dec 64.58% (6.42% better than Dec 24)
- Jan 64.93%
- Feb 61.97%
- **March 2025: 67.50%**
- **March 2026: 74.71%**
- **7.21% Improvement**

(Bury Registered patient in any A&E Department, March 2025: 75.5%)

2025 – 26 UEC Update

• Overall FGH Performance – 4 Hours

A 7.2% improvement is the second highest in the region and the regional office/other trusts have already reached out to FGH to discuss how FGH achieved this.

Organisation	4hr Performance - All Types (ECDS)		
	Mar-26	Mar-25	Change +/-
Northern Care Alliance NHS FT	69.7%	64.9%	4.8%
FAIRFIELD GENERAL HOSPITAL	73.4%	66.1%	7.2%
ROCHDALE INFIRMARY	92.3%	92.2%	0.1%
ROYAL OLDHAM HOSPITAL	60.9%	60.6%	0.3%
SALFORD ROYAL	62.5%	53.1%	9.4%

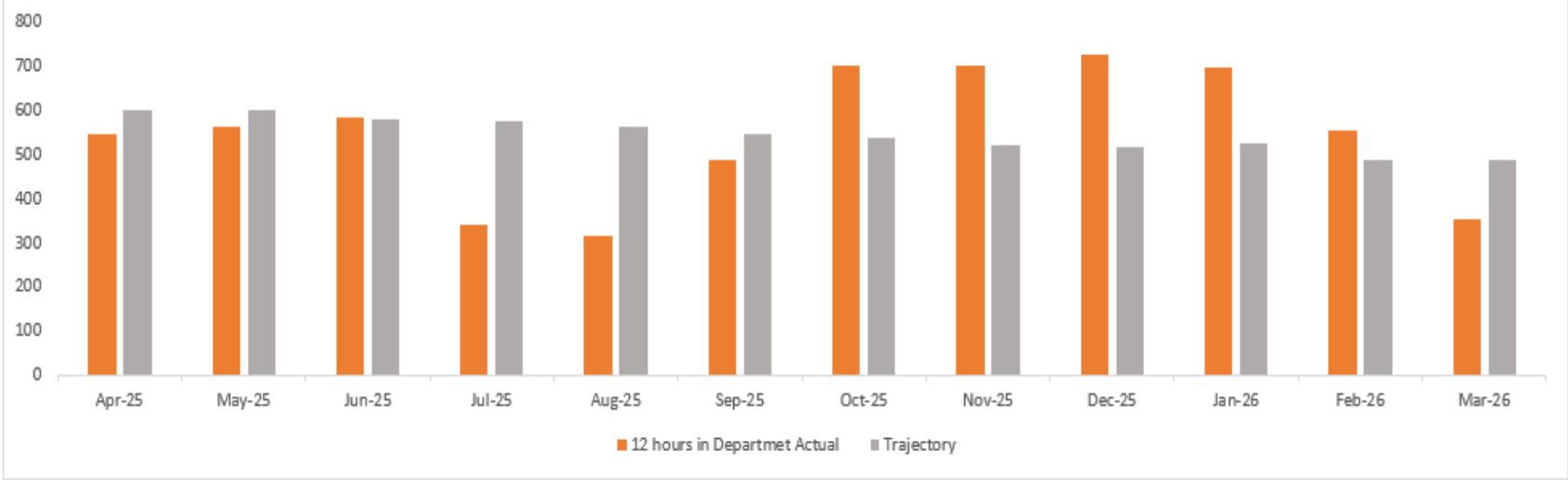
Organisation	4hr Performance - Type 1			4hr Performance - All types		
	Mar-26	Mar-25	Change +/-	Mar-26	Mar-25	Change +/-
North West	61.5%	58.4%	3.1%	75.0%	73.1%	1.9%
NHS Cheshire And Merseyside Integrated Care Board	57.2%	55.1%	2.1%	74.1%	73.0%	1.2%
Alder Hey Children's NHS Foundation Trust	83.5%	79.8%	3.7%	89.3%	87.7%	1.6%
Countess Of Chester Hospital NHS Foundation Trust	49.1%	47.4%	1.7%	61.0%	59.4%	1.6%
East Cheshire NHS Trust	50.1%	50.9%	-0.8%	50.8%	51.5%	-0.7%
Liverpool University Hospitals NHS Foundation Trust	54.3%	50.4%	3.9%	74.4%	72.6%	1.8%
Liverpool Women's NHS Foundation Trust	-	-	-	87.4%	89.2%	-1.9%
Mersey and West Lancashire Teaching Hospitals NHS Trust	64.8%	64.5%	0.3%	79.5%	79.1%	0.4%
Mid Cheshire Hospitals NHS Foundation Trust	47.4%	42.0%	5.5%	63.6%	59.8%	3.8%
Warrington And Halton Teaching Hospitals NHS Foundation Trust	52.2%	49.7%	2.5%	70.6%	68.4%	2.2%
Wirral University Teaching Hospital NHS Foundation Trust	48.3%	47.2%	1.0%	72.9%	73.3%	-0.4%
NHS Greater Manchester Integrated Care Board	63.4%	59.5%	3.9%	74.3%	71.4%	2.8%
Bolton NHS Foundation Trust	56.5%	60.3%	-3.8%	68.1%	71.8%	-3.7%
Manchester University NHS Foundation Trust	66.5%	61.6%	4.8%	77.2%	73.9%	3.2%
Northern Care Alliance NHS Foundation Trust	65.3%	59.6%	5.7%	74.3%	69.7%	4.6%
Stockport NHS Foundation Trust	62.0%	60.6%	1.4%	70.1%	69.0%	1.2%
Tameside And Glossop Integrated Care NHS Foundation Trust	60.1%	58.6%	1.5%	68.9%	68.9%	0.0%
Wrightington, Wigan And Leigh NHS Foundation Trust	57.5%	49.3%	8.2%	78.1%	71.7%	6.3%
NHS Lancashire And South Cumbria Integrated Care Board	64.9%	61.6%	3.3%	77.7%	76.0%	1.7%
Blackpool Teaching Hospitals NHS Foundation Trust	64.4%	55.6%	8.7%	82.7%	79.6%	3.1%
East Lancashire Hospitals NHS Trust	69.3%	66.6%	2.7%	81.3%	79.7%	1.6%
Lancashire Teaching Hospitals NHS Foundation Trust	66.2%	61.8%	4.5%	72.2%	69.1%	3.1%
University Hospitals Of Morecambe Bay NHS Foundation Trust	56.7%	60.4%	-3.6%	70.3%	72.2%	-1.9%

2025 – 26 UEC Update



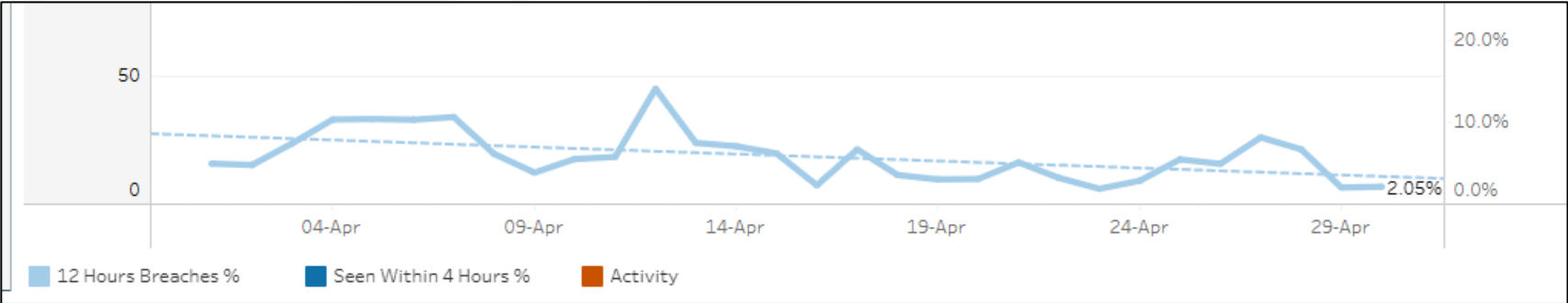
FGH 12 Hours in the Department

NCA - Fairfield General Hospital	Apr-25	May-25	Jun-25	Jul-25	Aug-25	Sep-25	Oct-25	Nov-25	Dec-25	Jan-26	Feb-26	Mar-26	YTD
12 hours in Department Actual	548	562	586	341	314	490	703	703	727	697	555	352	6578
Trajectory	600	601	580	577	564	546	540	523	517	525	486	490	6549



FGH 12 Hours in the Department – Commentary

- Achieved Trajectory for April, May, June and July reduced by 245, reduced further in August, increased Sept, Oct & Nov 25 & Dec 25, Reduced in Jan, Feb 26 & Mar 26 .
- Full year performance represents circa 7.5% of all attendances waiting over 12 hours (national ambition is 10% or less).
- March 2026 was 4.6%.

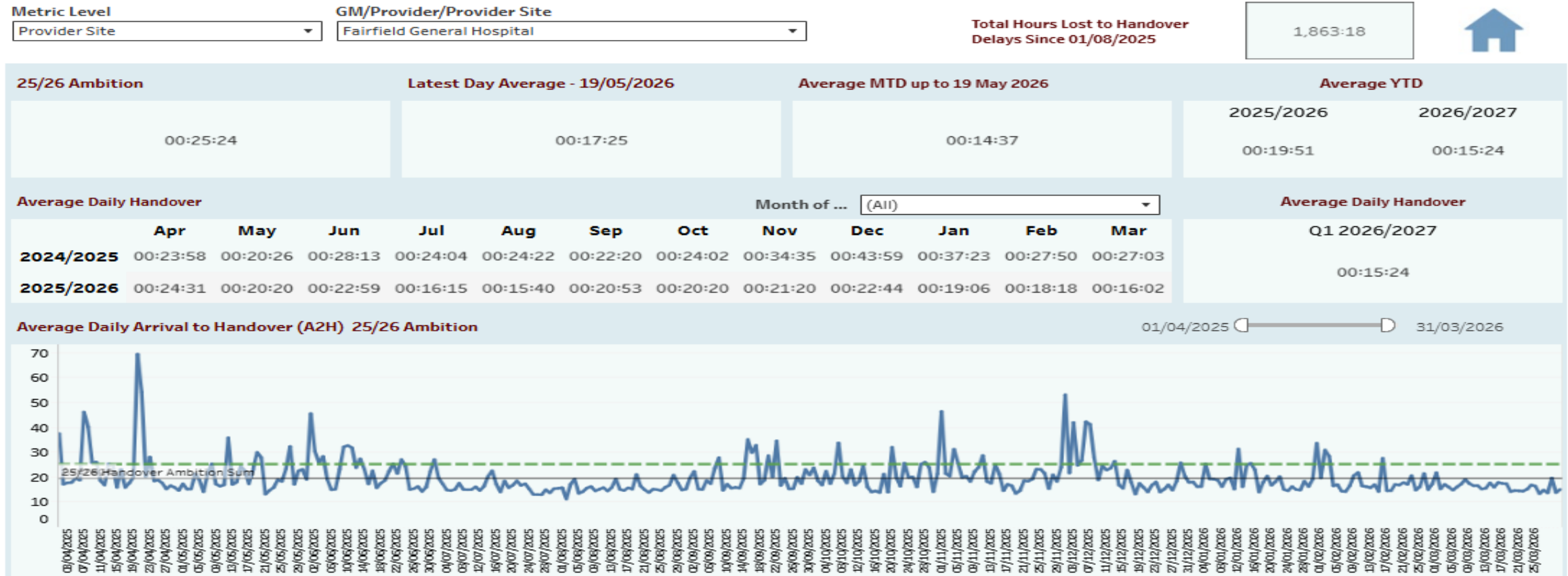


April 2026 performance shows 2.05% of attendances waiting 12 hours or over

2025 – 26 UEC Update

Ambulance Handovers

Ambulance Arrival to Handover Monitoring: Select Provider Site

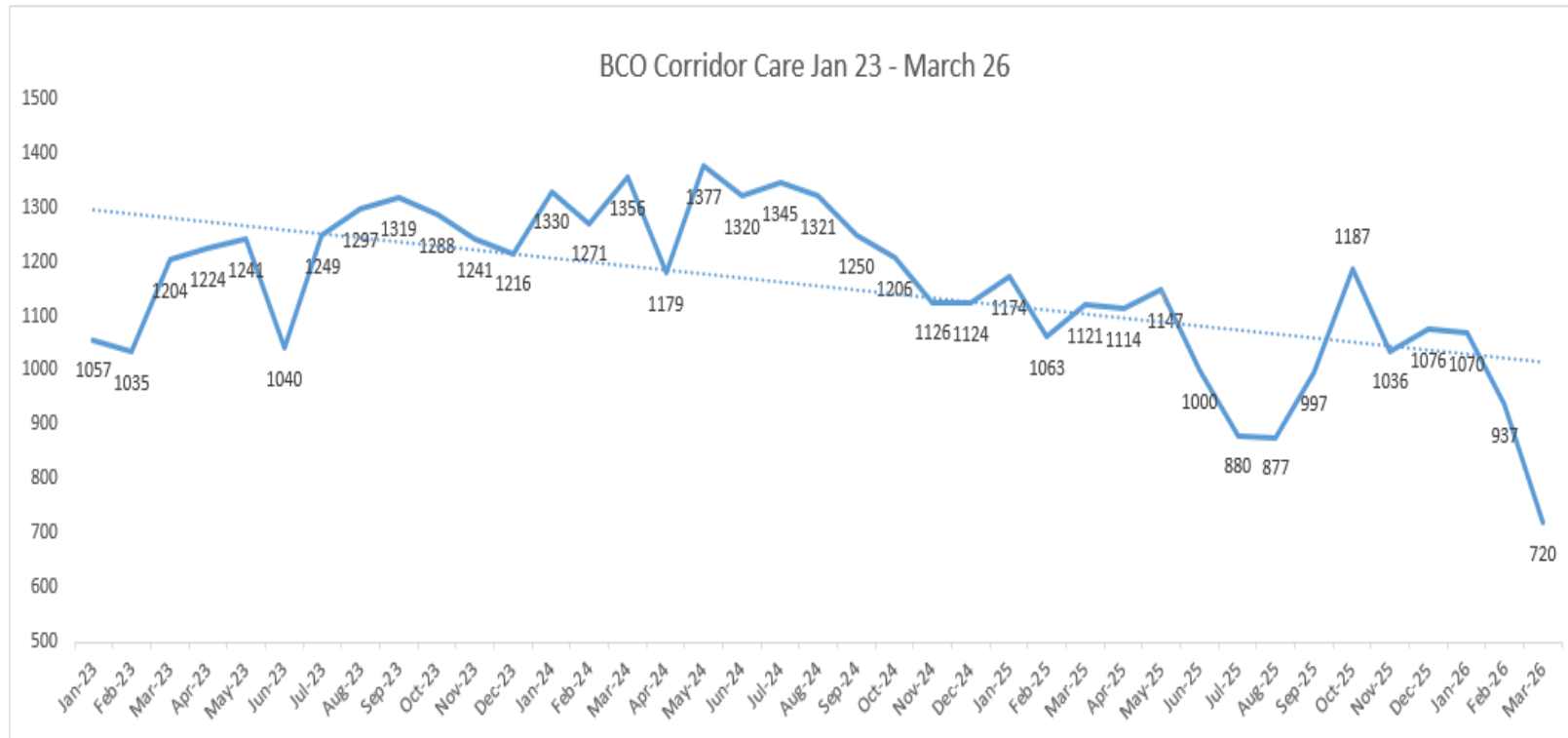


Bury Performance Improvement Plan - Highlight Report

(The Bury PIP as requested reflects performance at the FGH not just Bury registered patients)



Corridor Care



Corridor Care

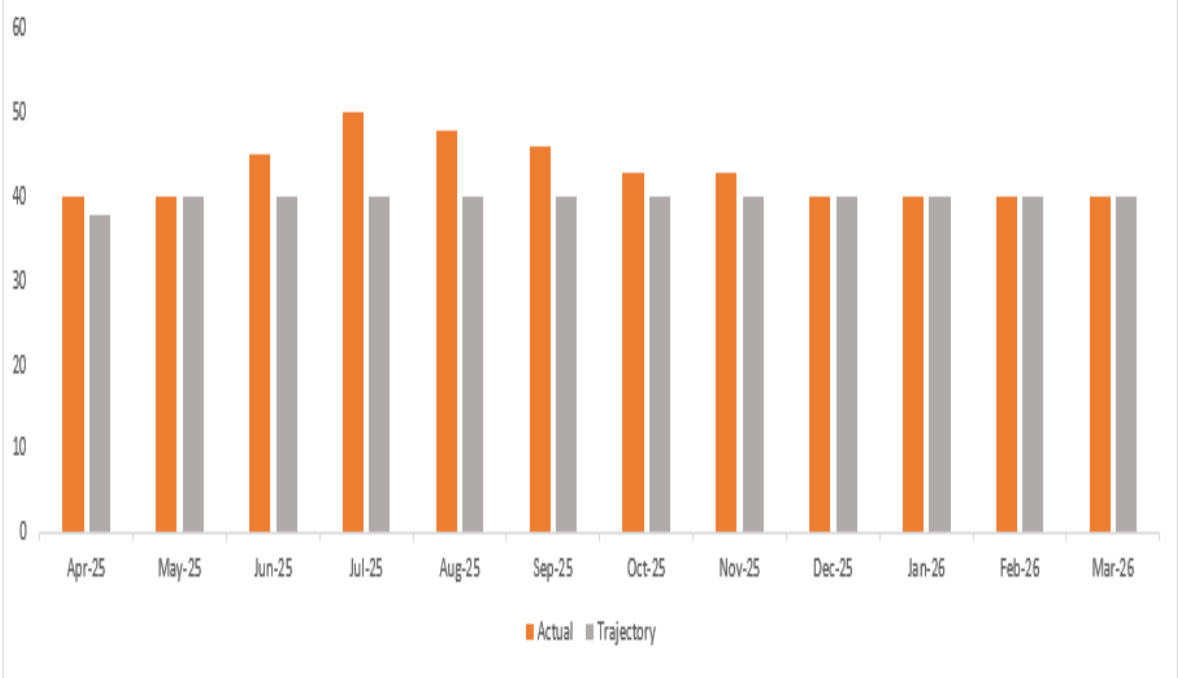
- Decrease in corridor care since April 25, increase Sept/Oct 25 Decrease Nov, Dec & Jan
- Phrase 2 of ED build to Increase cubicle space in resus and MH provision to reduced corridor care
- clinical team supporting streaming from the from door from 8am – 12pm
- Extended SDEC opening times to 2am
- Extended UTC opening times to 2am
- My Next patient in place creating 4 moves from the corridor Mon-Fri
- SDEC Frailty to start 6th Jan 25 Sat implemented
- EEMAC Implemented from Jan 26

UEC Update



DKAFH

NCA - Fairfield General Hospital - DKAFH	Apr-25	May-25	Jun-25	Jul-25	Aug-25	Sep-25	Oct-25	Nov-25	Dec-25	Jan-26	Feb-26	Mar-26
Actual	40	40	45	50	48	46	43	43	40	40	40	40
Trajectory	38	40	40	40	40	40	40	40	40	40	40	40



Bury

No Reason/Criteria To Reside patients (NCTR) as % of occupied beds
Total occupied beds, and of these, the number of patients who are fit for discharge and have no need to reside in a hospital bed
Source: GM Admissions - Local (Monthly)

15.6%
April 2026

15.3%
March 2026

Outliers more than 1 standard deviation from the mean

Year	Apr	May	Jun	Jul	Aug	Sep	Oct	Nov	Dec	Jan	Feb	Mar
2022-23	0.0%	13.0%	4.3%	9.1%	12.5%	8.9%	16.0%	21.2%	22.1%	21.7%	19.9%	22.8%
2023-24	21.8%	21.0%	19.0%	19.6%	18.2%	17.7%	16.8%	18.7%	16.3%	20.5%	19.8%	17.8%
2024-25	17.9%	17.4%	18.9%	19.1%	17.5%	18.6%	15.4%	13.6%	13.8%	13.8%	15.8%	16.9%
2025-26	15.5%	17.0%	16.1%	16.7%	16.1%	17.2%	17.2%	17.1%	16.2%	17.3%	17.0%	15.3%
2026-27	15.6%											

Latest Value GM Benchmarking

Oldham	9.0%
Stockport	10.0%
Tameside	10.0%
Rochdale	11.8%
Trafford	15.0%
Bury	15.6%
Manchester	15.7%
Wigan	16.4%
Bolton	16.6%
Salford	19.8%
NHS Greater Manchester Integrated Care Board	14.2%

Selected measure at April 2026 has continuously **increased** for 1 period(s) of time

- DKAFH at FGH has seen improvements in the monthly average number of DKAFH patients since July 2025 reducing to trajectory level since November 2025.
- For Bury patients anywhere we have seen a reduction from 22.8% of occupied beds in March 2023 down to 15.3% in March 2026

3 Bury and NMGH Discharge Event

- Host: NHS GM - Bury and Bury Locality System Partners
- Location: NMGH Post Graduate Education Centre
- Date & Time: Thursday 26th March 2026 12:30pm - 4:00pm

Attendance

The event was extremely well attended by circa 60 – 70 attendees from across the Bury locality system partners and NMGH teams. From Bury the following organisations were represented:

Bury Local Authority, Bury Community Services, Bury VCFA, Bury Hospice, BARDOC, Bury Integrated Neighbourhood Teams, Bury Specialist Palliative Care Team, Bury Integrated Discharge Team, NHS GM – Bury, Stroke Association, Bury LCO, Bury GP Practices, Bury Intermediate Care, FGH Clinical Teams, Age UK – Bury

Six Table Top Sessions

Table 1:	Bury IMC Service Offer	Table 2:	Bury Hospice and EOL Support	Table 3:	Primary Care and Neighbourhoods
Table 4:	Bury LA	Table 5:	FGH Based Services	Table 6:	Bury Community Services

Outcomes

There were circa 30 themes/outcomes/actions identified

Next Steps

- Initial write up of the event
- Review with NMGH the circa 30 themes/outcomes/actions identified
- Review with Bury the circa 30 themes/outcomes/actions identified
- Produce an agreed actions tracker
- Set up first quarterly review meeting in June 2026

4 Pre-ED Streaming

Formal External Review of UEC Pathways at FGH

The review recommendations included:

- Redesign of the front door pathway
- FGH to be the 'first eyes' on walk-in patients allowing FGH to fully implement Acuity Tool Principles
- Primary Care input to the UEC Pathways, via the Pre-ED Streaming Service, to be redesigned to include GP Support as opposed to ANP level support
- Review the commissioning, procurement and funding requirements in relation to the proposals

Review of Commissioning, procurement and funding requirement

- GM contracting and procurement advise was sought and received
- Initial advise implied that changes could be made within current contractual arrangements
- As PSR procurement guidance evolved nationally the initial advise changed. The main stumbling block being that, in order to change the Pre-ED Streaming function to a GP function, at a later stage in the UEC pathway, a formal PSR pathway would have to be adopted. Changes needed to implement the review recommendations were no longer viable through service redesign with the current provider.
- It was agreed to in order to fulfil PSR requirement a Most Suitable Provider (MSP) process would need to followed. This much quicker than a full blown procurement

4 Pre-ED Streaming cont...

Progress towards a Most Suitable Provider Process

- Notify current provider of the implementation proposals.
- Notify GM, in advance, of the proposed implementation process, identify to GM that the changes proposed are within the amounts in the GP OOHs contract for Pre-Ed Streaming.
- Current GP OOHs to be roll forward for a further year using PSR Part C Extension. Forms completed and submitted to GM. Feedback received requiring content to be transferred onto a new form format.
- Work with the current provider to estimate the amount of GP time available within the cost of envelop.
- Work with FGH to design a new UEC pathway which incorporates primary care input, via GP support, and retains primary care input into the UTC as now.
- Discuss the FGH proposed pathway with GP clinical leads for Bury.
- Meeting for FGH and GP clinical leads to agree the scope, range and operational arrangements for the GP input.
- Develop a service specification for the new service.
- Commence a Most Suitable Provider process with GM contracts and procurement support. At the same time serve notice on the current Pre-ED Streaming Service and gain formal approval from GM for the proposed use of resources.
- New arrangement to operation no later 1st October 2026


UEC Update



5 IMC CQC Inspection



[Choices for Living Well \(Killelea\) - Care Quality Commission](#)

 CARE HOME

Choices for Living Well (Killelea)

Brandlesholme Road, Bury, Lancashire, BL8 1JJ (0161) 253 5900

Provided and run by: [Bury Metropolitan Borough Council](#)

Overview

Latest assessment: 13 October 2025 Report published: 25 February 2026

Safe Good ●

Effective Outstanding ☆

Caring Outstanding ☆

Responsive Good ●

Well-led Good ●

☆ Overall:
Outstanding



Overall:
Outstanding